



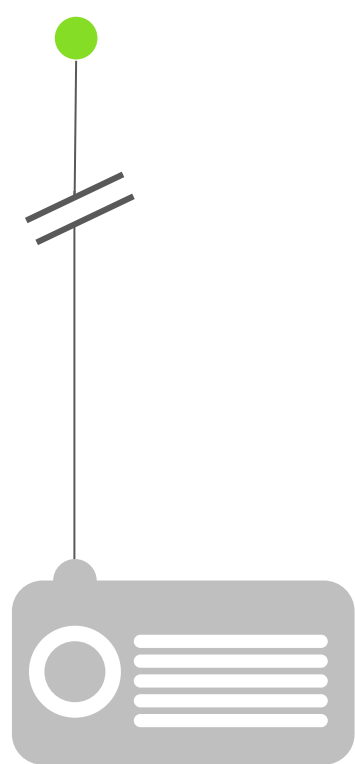
DAB DIGITAL RADIO

WORLDWIDE

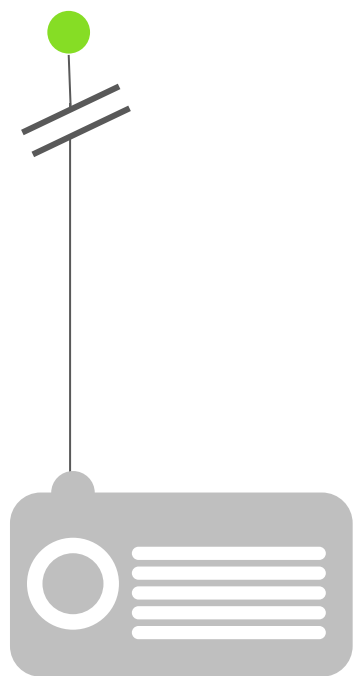
A photograph of two men sitting at a wooden table with breakfast. On the left, a man in a plaid shirt is looking at a small, light blue portable DAB radio. On the right, a man in a blue t-shirt is smiling and pouring coffee. The table is set with various breakfast items like strawberries, avocado, and bread. A green diagonal overlay is at the bottom right, containing a faded image of a woman holding a mug and a DAB radio.

Last updated February 2025

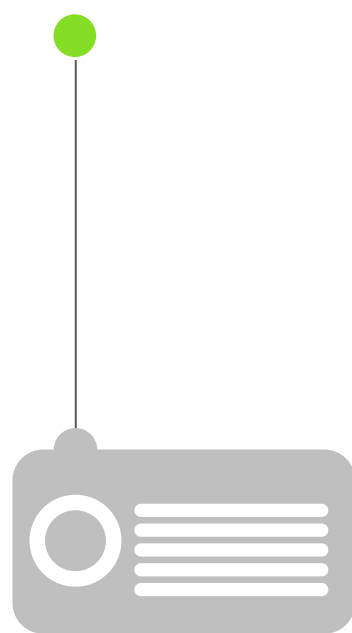
CUMULATIVE DAB / DAB+ RECEIVER SALES (INCLUDING LINE FIT AUTOMOTIVE) 2008 – 2023



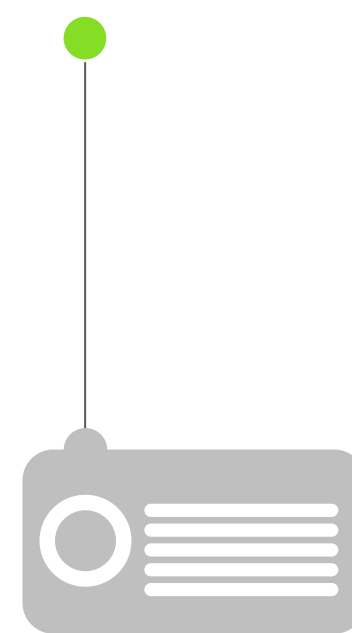
United Kingdom
55,593,000¹




Germany
28,300,000²



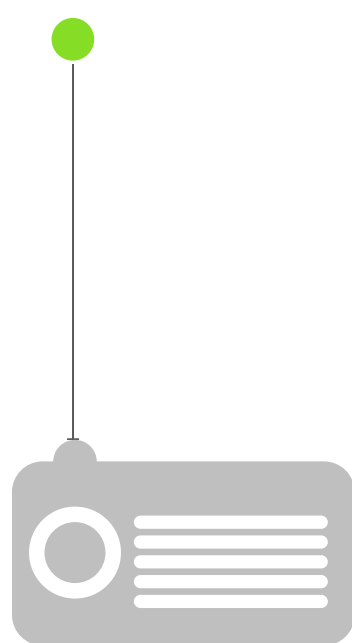
Italy
12,574,000³



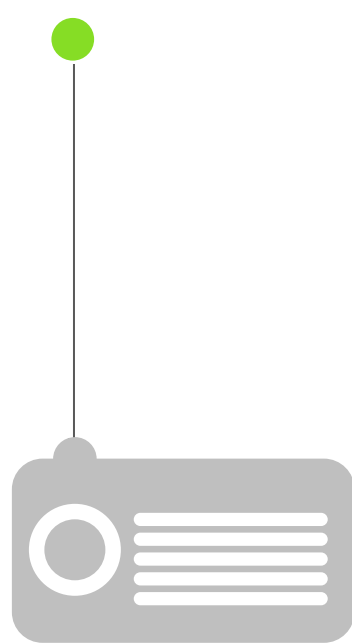
France
10,609,000



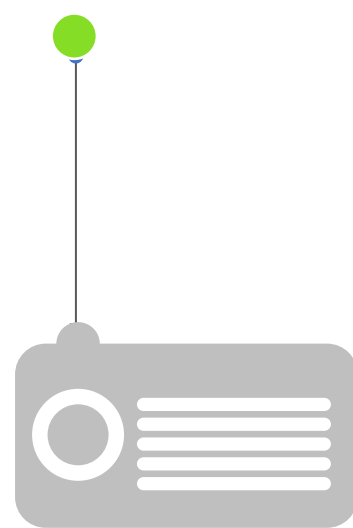
Australia
10,197,000⁴



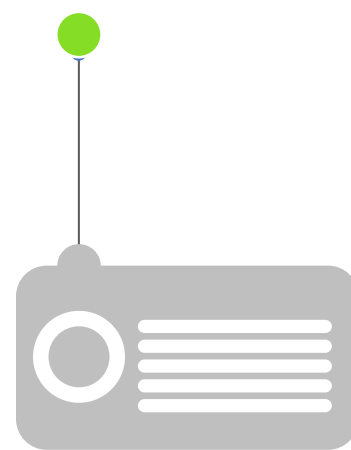
Norway
9,400,000¹




Switzerland
6,773,000^{1,5}




Netherlands
4,659,000⁶



Belgium
3,357,000⁶



Denmark
2,133,000⁷



Czechia
1,600,000

1 including pre 2008 sales

2 As of Q4 2024, including sales starting from 2013

3 Sales of consumer DAB+ radios almost tripled in the first half 2020 following the introduction of rules requiring all receivers to have DAB+ from 1st January 2020


4 including receiver sales from 2009-2022 and vehicles sold w/ DAB+ from 2011-2023

5 including cars: 2.621 Million

6 contains only DAB+ sales starting from 2013

7 including sales starting from 2011

% NEW PASSENGER CARS WITH DAB / DAB+



Countries with 98% or more achieved:

Italy (100%), Norway (100%), Belgium (99%), Denmark (99%), Netherlands (99%), Portugal (99%), Romania (99%), Spain (99%), Switzerland (99%), United Kingdom (99%), Austria (98%), France (98%), Slovakia (98%)



Croatia
97%



Czechia
97%



Hungary
97%



Poland
97%



Slovenia
97%




Sweden
97%



Germany
95%




Greece
92%



Australia
79%

TOTAL DAB / DAB+ NETWORK COVERAGE (% OF POPULATION) 2013 VS 2025



Denmark
98% 99.9%



Norway
89% 99.7%



Switzerland
99.5% 99.5%




Germany
91% 98%




United Kingdom
94% 97.3%



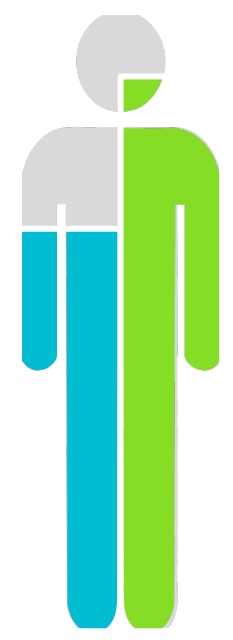
Belgium
95% 97%



Czechia
10% 96.7%




Netherlands
DATA NOT AVAILABLE >95%



Italy
65% 89.6%



Australia
63% 66%

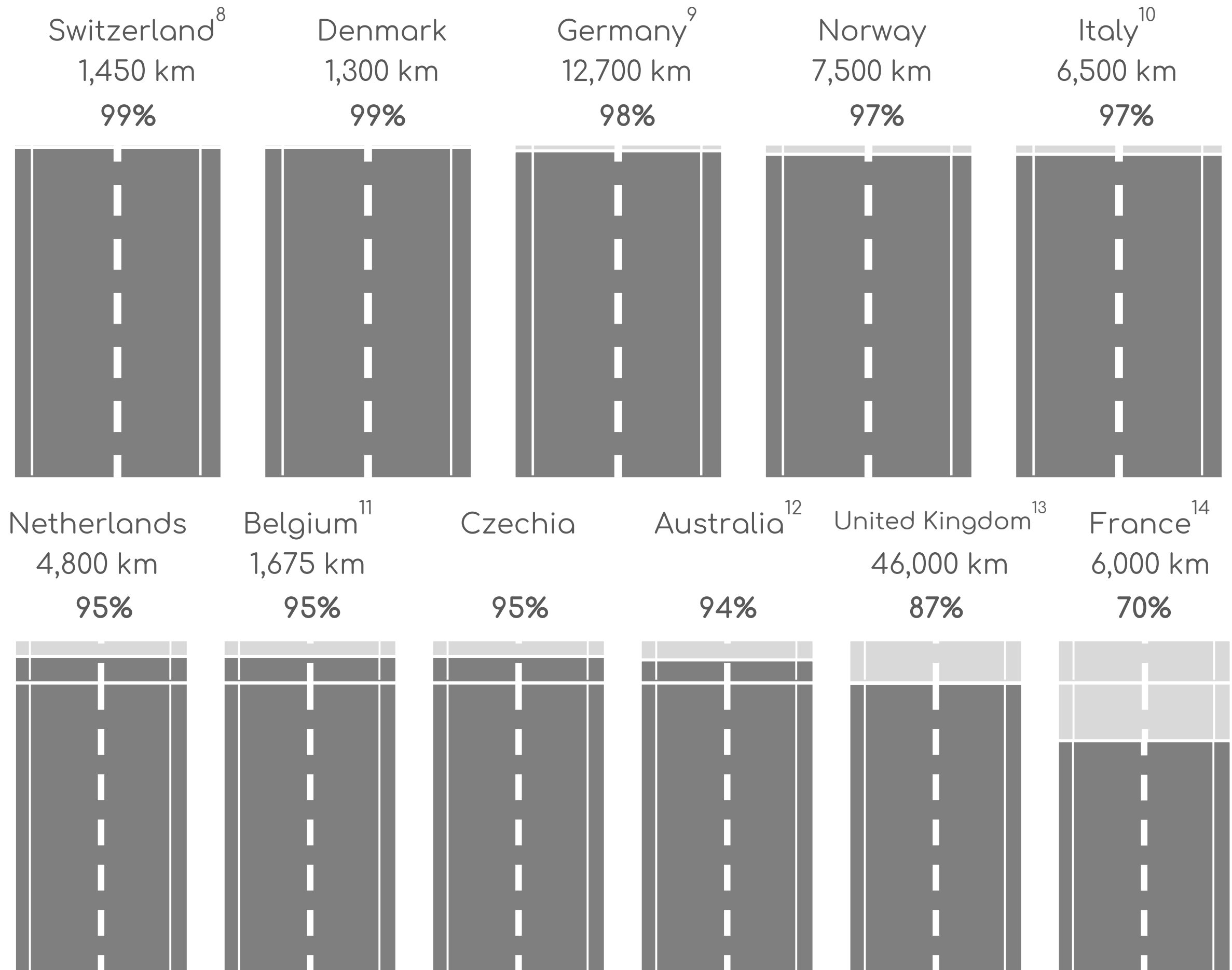


France
8% 62.2%

DAB / DAB+ FIRST LEVEL % ROAD COVERAGE *

* KM first level road coverage (motorways, autobahns, autostrade, autostradas, autoroutes).

However, most countries also have equivalent coverage on second level routes.



8 Since end 2019 all 1st level tunnels longer than 300m are fitted with DAB+

9 National muxes only, regional muxes provide further coverage

10 National and local muxes, no data on 2nd level routes

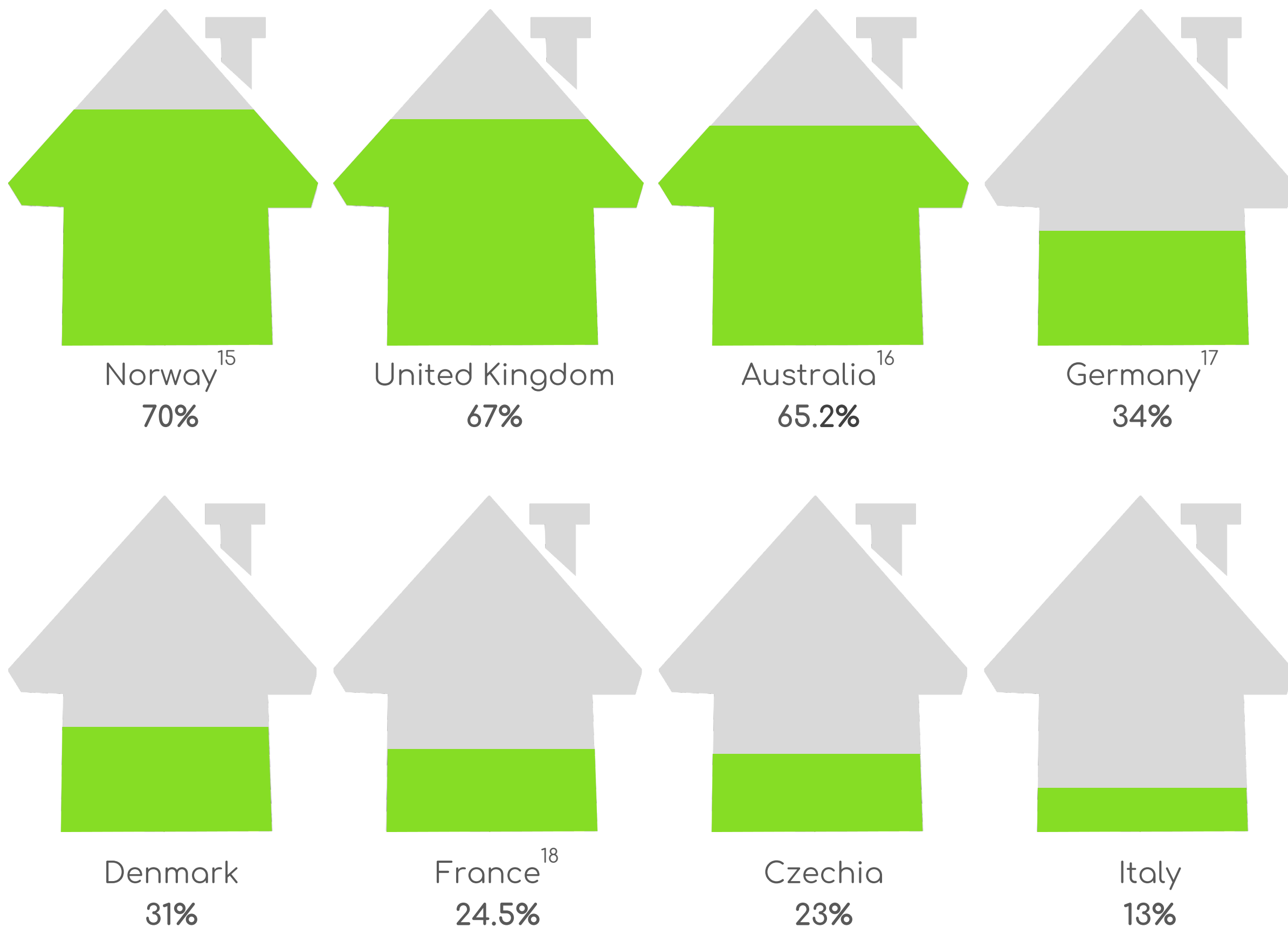
11 Road coverage of DAB+ area covered Flanders and Wallonia

12 Road coverage of DAB+ markets only, covered in 8 capital cities & 1 regional area.

13 BBC National

14 By end 2025

DAB / DAB+ HOUSEHOLD RECEIVER PENETRATION



¹⁵ 70% of Norwegians have one or more DAB radios in their home. 75% of Norwegians have access to DAB in their car

¹⁶ Refers to % of people who have access to a DAB+ digital radio at home, at work or in the car in the five metropolitan capital cities, as of Q4 2024

¹⁷ As of Q4 2024, including sales starting from 2013

¹⁸ 2023, 24.5% of individuals have access to a DAB+ receiver

NUMBER OF NATIONAL STATIONS ON FM VS DAB / DAB+

● FM ● DAB



Switzerland^{19, 20}
53 * 90 **

United Kingdom
721 66


Czechia
80 60

Belgium¹⁹
19 54

Italy
21 51



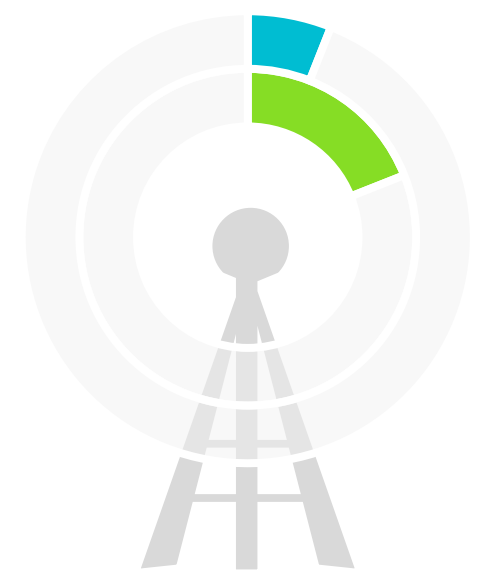
Netherlands
13 49



Germany²²
2 29



France²³
15 26



Denmark
6 19

*simulcast DAB+ stations **exclusive DAB+ stations

19 No national stations; all stations dedicated to a language region or a region

20 no FM only stations

21 Includes two AM services

22 up to 270 regional DAB+ programmes available

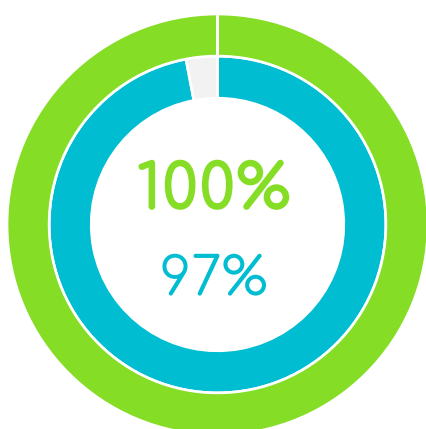
23 A national station, by legal definition, broadcasts the same programme most of the time and covers more than 30 million inhabitants

DIGITAL RADIO REACH ALL PLATFORMS

the % of people who listen to digital radio in a given time period

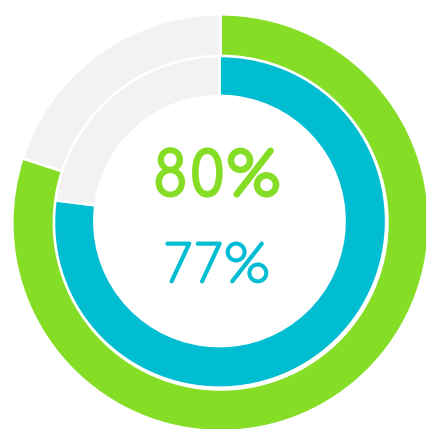
Norway²⁴

● Q4 2020 ● Q4 2024



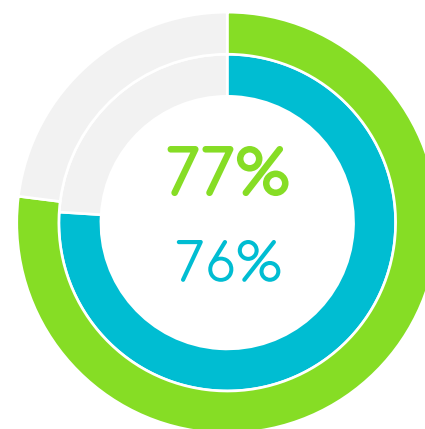
Switzerland

● Q4 2022 ● Q4 2023



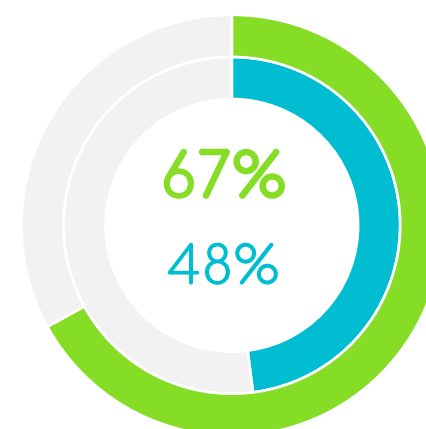
United Kingdom²⁵

● Q4 2023 ● Q4 2024



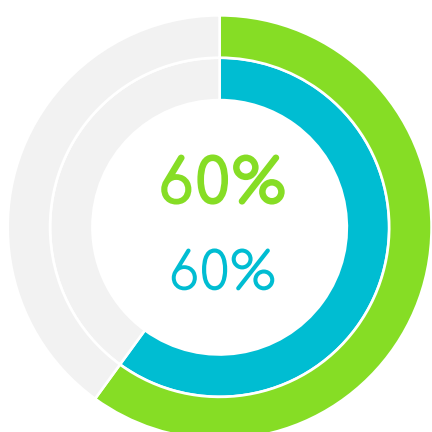
Netherlands²⁶

● 2022 ● 2023



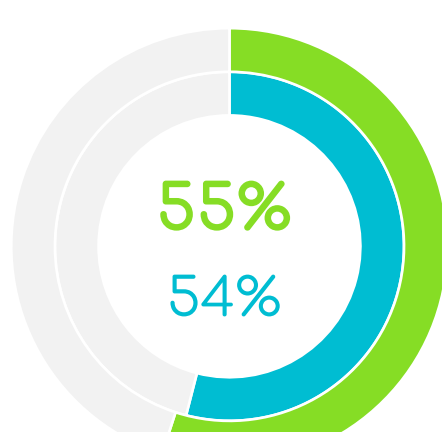
Belgium (Fl)

● Q4 2021 ● Q4 2023



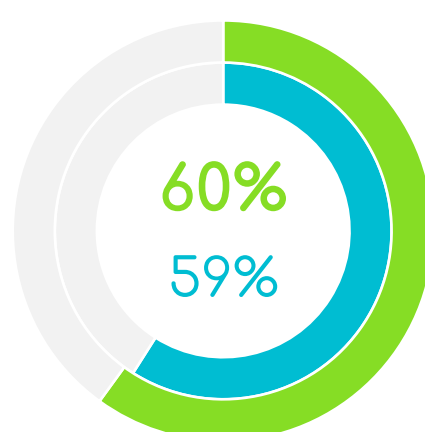
Belgium (Fr)

● Q4 2022 ● Q4 2023



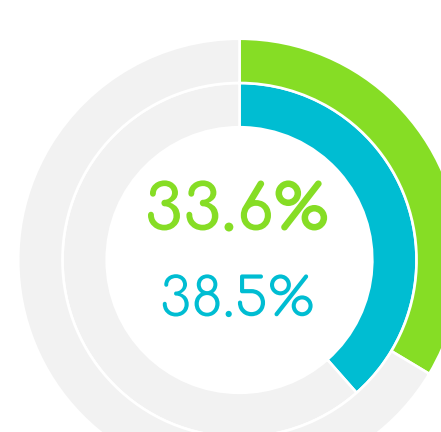
Denmark²⁷

● Q2 2022 ● Q2 2023



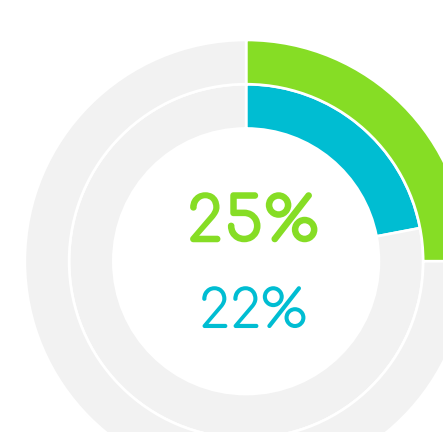
Australia²⁸

● Q4 2023 ● Q4 2024



Czechia

● Q3 2023 ● Q3 2024



²⁴ Digital reach among daily listeners of national radio is 100%. For total listening, including local radio, digital reach among daily listeners was 97% digital in Q4 2020 according to Digitalradiundersøkelsen from Kantar (has not been conducted since).

²⁵ UK RAJAR listening figures from Q3 2021 have been calculated using a modified survey methodology and this should be considered when making comparisons against historical data.

²⁶ Weekly % of all listeners listening via a digital source (DAB+, online and digital cable)

²⁷ Not all stations in Denmark have their platforms (DAB, IP, FM, Cable) measured.

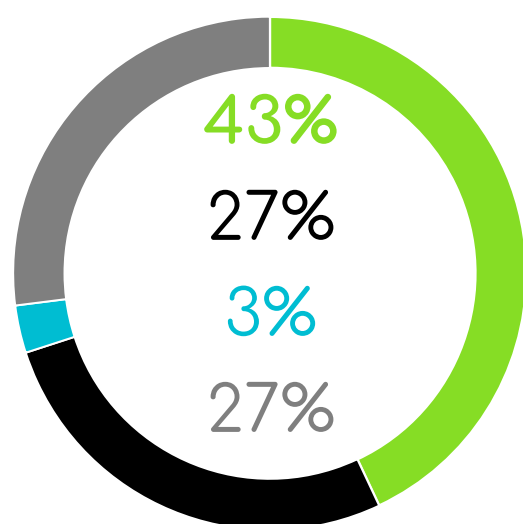
²⁸ Simulcast station listening via DAB+ and DAB+ only station listening via any platform

DAB / DAB+ SHARE

Total listening hours by platform, % share

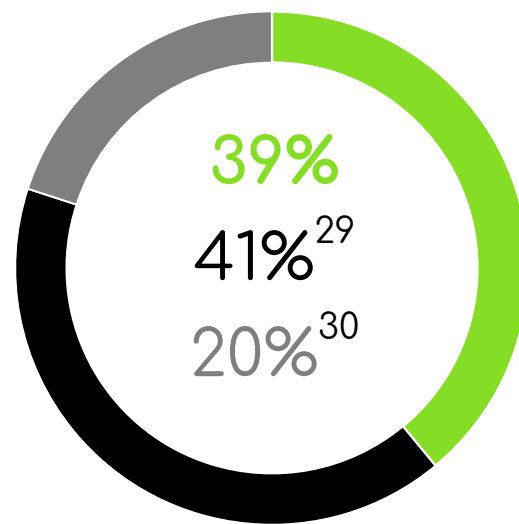
United Kingdom

Q4 2024



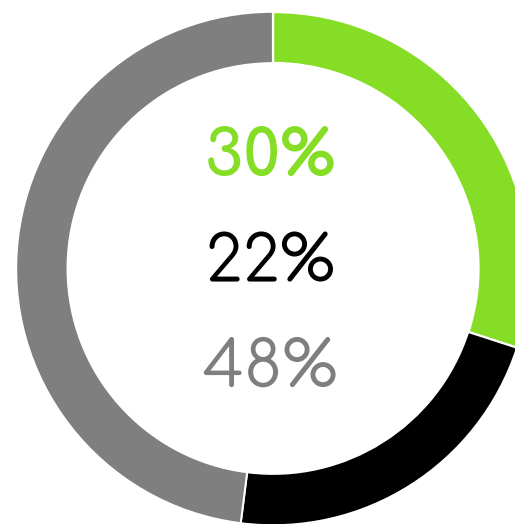
Switzerland

Q2 2024



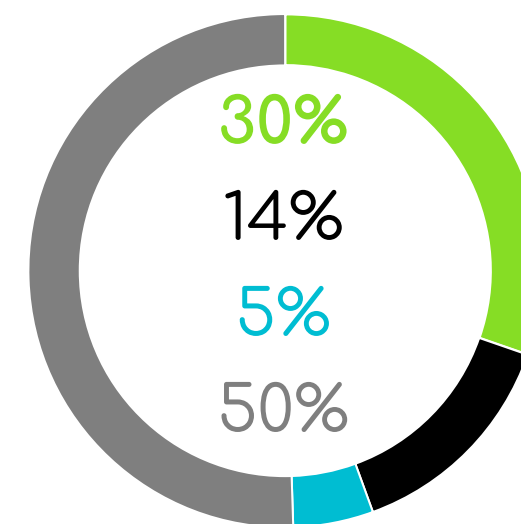
Denmark

Q2 2023



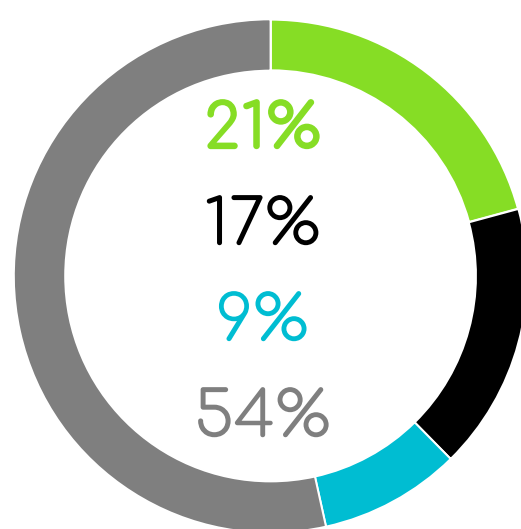
Belgium (Fl)

2023



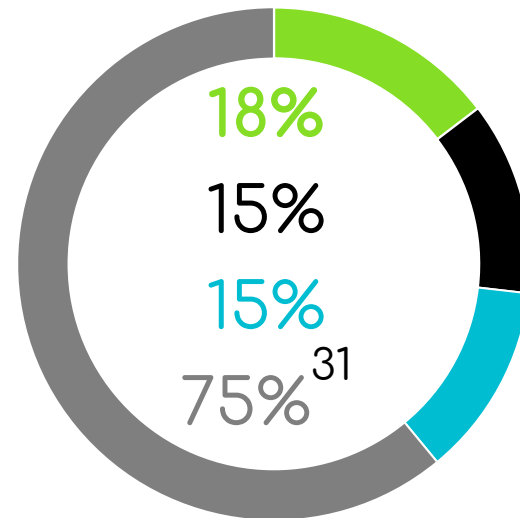
Belgium (Fr)

Q4 2023



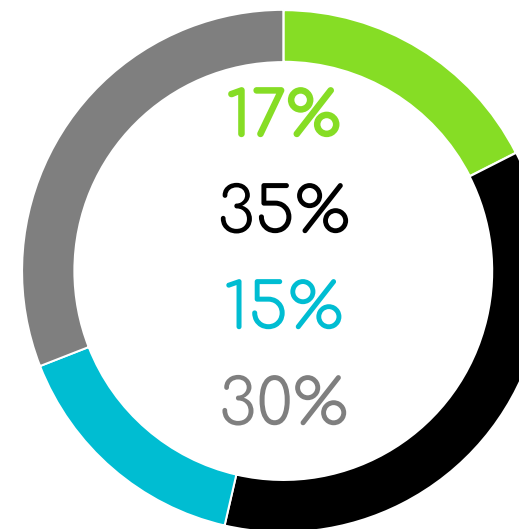
Czechia

Q3 2024



Netherlands³²

2023



● DAB
 ● IP
 ● DTV / other digital
 ● FM / AM

²⁹ In Switzerland, 'IP' listening includes streaming, cable and IP-TV

³⁰ FM only: 8%

³¹ AM only 2.1%

³² 3% unknown

EMERGING MARKETS

% POPULATION COVERAGE



32 A third multiplex for regional coverage is currently in the planning.

33 Mobile outdoor coverage increased to 98.4% in November 2024

34 Population coverage of regular national multiplex, 7 regular local DAB+ multiplexes are also on air and provide additional coverage.

EMERGING MARKETS

% POPULATION COVERAGE

Saudi Arabia



Regular DAB+
100% coverage
expected at end
2024

Senegal



Trial DAB+
28% coverage

Serbia



Trial DAB+
80% coverage

Slovakia



Trial DAB+
72% coverage

Slovenia



Regular DAB+
92% coverage

South Africa



Trial DAB+
Johannesburg
and Pretoria³⁵

Spain



Regular DAB+
30% coverage

Sweden



Regular DAB+
43% coverage³⁶

Thailand



Trial DAB+
Chaingmai, Khon
Kaen, Chonburi and
Songkla
11% coverage

Tunisia




Regular DAB+
75% coverage

Turkey



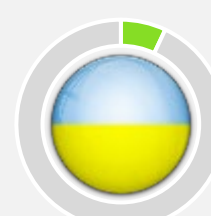
Trial DAB+
30% coverage

Uganda



Trial DAB+
Greater
Kampala

Ukraine



Regular DAB+
7% coverage

35 Broadcast Regulator ICASA published on 23 April 2021 Digital Sound Broadcasting Regulations for DAB+ in South Africa.

36 Population coverage of the regular national DAB+ multiplex for Viaplay Group (commercial radio). A second regular commercial national DAB+ multiplex (Bauer Media) is reaching 40% of the population. A national DAB+ multiplex for public service (Swedish Radio) is reaching 41.8% of the population.

ABOUT THIS INFOGRAPHIC

The data included in this infographic has been provided by WorldDAB members and partners including market research agencies, broadcasters, national digital radio bodies, national ministries and governmental bodies.

WorldDAB gathers the latest available data on DAB+ regarding receiver sales; new car sales; population coverage; household penetration; road coverage; national DAB+ stations; digital radio reach; listening numbers; emerging markets.

Updated and published twice a year, the WorldDAB infographic includes important data and figures on DAB+ for broadcasters, receiver and automotive manufacturers, as well as listeners.

For questions related to this infographic contact projectoffice@worlddab.org.

For a full list of sources attributable to each statistic visit the [WorldDAB website](https://www.worlddab.org).

